


Tumark[®] Professional

The new marker system



Excellence through Customer Satisfaction

K.M. Medical, Inc.
65 Parker St. Unit 2
Newburyport, MA 01950
P: 978-465-4689 **F:** 978-914-6106
Email: info@kmmedical.com

Tumark® Professional – Precision visibility

Safe and easy thanks to single-handed operation

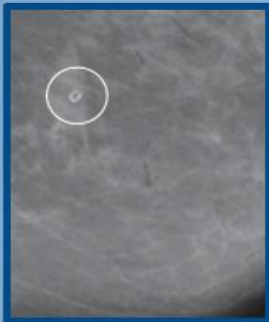
Tumark® Professional enables precise tissue marking. With Tumark® Professional, tumors can be marked in a gentle way and with minimum invasion before cytostatic or radiation treatment begins. Following successful chemo or radiation therapy, the tissue area concerned can be reliably and quickly found again. Tumark® Professional is ideally suited for marking a biopsy site.

The tumor can be reliably localised and precisely radiated – thereby protecting healthy areas. Thanks to its 3D design, the marker offers firm anchorage in the tissue. Moreover the marker's surface characteristics ensure optimal visibility for ultrasound, MRI and mammography. The Tumark® Professional is also available as fully MRI-compatible version: Tumark® MRI.

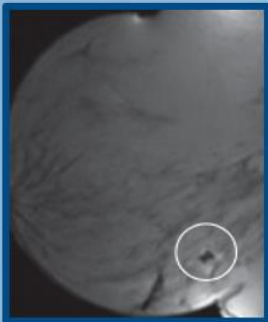


Tumark® Professional Precision visibility

Mammography



MRI



Ultrasound



Improved visibility for ultrasound



Images from Dr. Siegmann, Radiology Diagnostics, University Hospital Tübingen



Excellence through Customer Satisfaction

K.M. Medical, Inc.
65 Parker St. Unit 2
Newburyport, MA 01950
P: 978-465-4689 F: 978-914-6106
Email: info@knmedical.com

Use Advantages Product options

Advantages at a glance

- Clever 3D marker design enables firm anchorage in the tissue and increases visibility in all positions
- Optimal visibility for ultrasound, mammography and MRI
- Marker is MRI compatible up to 3 Tesla
- The marker is approved as implantable material (Nitinol)
- Ergonomic handle for single-handed operation

Use

- Marking after removal of tumor
- Marking of suspicious lesions
- Tumor marking during neoadjuvant chemotherapy
- For marking the biopsy site
- Orientation for planning radiation therapy

The marker is supplied preloaded



Product options

| Product name | Order-No. | Cannula diameter | Packaging unit |
|--------------------------|-----------|------------------|----------------|
| Tumark® Professional | 271 560 | 18G 1,2 x 120 mm | 10 |
| NEW: Tumark® MRI* | 601 570 | 18G 1,2 x 120 mm | 10 |



Excellence through Customer Satisfaction

K.M. Medical, Inc.
 65 Parker St. Unit 2
 Newburyport, MA 01950
P: 978-465-4689 **F:** 978-914-6106
Email: info@kmmedical.com



K.M. Medical, Inc.

65 Parker St. Unit 2

Newburyport, MA 01950

P: 978-465-4689 **F:** 978-914-6106

Email: info@kmmedical.com

Excellence through Customer Satisfaction